

Montessori Academy



The
**Children's
House**
of ORMOND BEACH

Parent Resource Guide 2024
Children's House Montessori School



TABLE OF CONTENTS

02	About Us
03	Philosophy + Mission
04	The Montessori Method
06	The Montessori Curriculum
11	Montessori in the Home
16	Daily Operations + Schedule
17	Important Information
18	Transition Your Student Easier
21	General School Handbook Items
22	General Handbook Items
25	Getting Involved
26	General Handbook Items
27	Academic Calendar
29	Special Events Calendar
30	Parent / Teacher Communication
31	Meals and Snacks
32	Dress Code
33	Care of Children
35	Important Registration Information
36	Tuition + Fees
38	Scholarship Information
39	Initial Enrollment Steps
40	Pre-Primary Classroom
41	Pre-Primary Daily Schedule
42	Primary Classroom
43	Primary Daily Schedule
45	Kindergarten Classroom
46	Kindergarten Daily Schedule
47	Elementary Classrooms
48	Lower Elementary Daily Schedule
49	Elementary Classrooms
50	Parent Resource Guide



Welcome to Children's House of Ormond Beach. Where We Nurture The Love for Learning.

From a modest beginning in 1996 with just 13 children, our school has blossomed into a nurturing Hybrid-Montessori haven for children Preschool to Grade 5. Our mission is to foster the comprehensive development of each child, emphasizing academic success while celebrating the uniqueness of every learner. As we witness the children's boundless curiosity, joy of discovery, and respect for peers and the world, we are reminded that education is a personal adventure of growth and embracing challenges. Our learners are the leaders of tomorrow, and we are honored to be part of their transformative journey. As educators with nearly three decades of teaching experience, we welcome you to explore what makes our program one of the best in the area.

Julie Harper + Kelly DeAngelo

Our Philosophy

The basis of Montessori philosophy of education is founded on the principle that children have what Dr. Montessori called an absorbent mind. They are capable of effortlessly acquiring knowledge from their surroundings. At Children's House of Ormond Beach, we believe that learning should take place in a multi-age classroom where children are at various stages of development and therefore can benefit from each other.

Children are naturally interested in their environment and have an internal desire not only to learn about it but also to achieve competence in it. Dr. Montessori developed the idea of a prepared environment where the teacher prepares the classroom to facilitate maximum independent learning and exploration by the children. This environment enables the children to develop concentration, perseverance, reasoning, cooperation, and confidence that will help them become competent learners.



Our mission is to nurture a love of learning in all children.

Our mission is to cultivate a child's natural desire to learn through a Hybrid-Montessori curriculum in which students are academically challenged in a personalized and nurturing way. We have a deep concern for the whole child and feel that physical, social, emotional, and intellectual growth are of equal importance. Our goal is to help our learners develop fully through blending principles of the Montessori Method and differentiated traditional learning skills.

What is Montessori?

Dr. Maria Montessori was the first woman physician in Italy, graduating from the University of Rome in 1898. She specialized in pediatrics and discovered the marvelous abilities of young children to learn through their senses.

Montessori established that education is not what the teacher gives, rather, that education is a natural process spontaneously carried out by an individual. This individual acquires knowledge not only by listening to words, but through experiences in his/her environment. The task of the teacher as such becomes that of preparing a series of lessons spread over a specially prepared environment, and then refraining as much as possible from obtrusive interference. Teachers aim to guide the great work that is already being done in a children's world of natural learning.



“The greatest gifts we can give our children are the roots of responsibility and the wings of independence.”

– Maria Montessori



Today there are thousands of Montessori Schools throughout the U.S. and the world. Montessori children become extremely adaptable and learn to work independently and in groups. Since they have been encouraged to make decisions from an early age, these children are problem solvers who can make appropriate choices and manage their time well. Encouraged to exchange ideas and discuss their work freely with others, such students' good communication skills ease the way in new settings. Montessori programs, based on self-directed, non-competitive activities, help children develop strong self-images and the confidence to face challenges and change with optimism.

The Montessori Method

Fostering Holistic Development: Exploring Dr. Montessori's Principles for Nurturing the Individual Child.

At Children's House of Ormond Beach, we strive to help the individual child develop fully through their work. According to the teachings of Dr. Montessori, the founder of the "Montessori Method", the following are areas of development you can expect to see in your child:



The goal of early childhood education should not be to fill the child with memorized facts, but rather to cultivate student's own natural desire to learn. Our goal is to grow minds and nurture hearts.

In the initial weeks of school, you might observe some changes in your child, such as a growing desire to carry their lunch box, an increased appreciation for cleaning and caring for the environment, including a preference for orderliness and putting away toys. Additionally, you may notice improved concentration during play and a burgeoning fondness for engaging in useful activities, often accompanied by a strong inclination to take initiative with a "do it myself" attitude.

The Montessori Curriculum

Our curriculum focuses on the idea that the children are offered a range of choices in all areas of development which include:

- **Freedom of Movement:** Absorbing a broad understanding of the world through hands on materials, the children are choosing their work with responsibility and freedom. Their independence and self-confidence grow as they learn through lessons that allow them to learn at their own pace to reach their full potential.
- **Social / Emotional:** Development of these areas are enhanced throughout the curriculum through frequent child and adult interaction, as well as through dramatic play and role play experience. Social and emotional development is the facet of the child's development that allows him/ her to actively begin to participate in society and learn to express needs, wants, and wishes.
- **Fine Motor:** Includes the use of small muscles of the body such as the hands and fingers. Fine motor skills are best developed through activities working with manipulatives, to include: cutting, tearing, tweezing and sensory play.
- **Large Motor:** Are those which emphasize the use of the arms, legs, and feet and any other large muscle. These include, but are not limited to, music and movement, walking, running, and hopping.
- **Practical Life Activities:** Children are offered real life experiences in how to care for themselves. They take care of their environment by maintaining the beauty of their classroom. The children also learn the healthy habit of taking turns, waiting for the "work" that they want and learning how to listen to another person's feelings and needs.



The Montessori Curriculum



- **Sensorial Activities:** This area of learning is scientifically designed to develop, refine, classify, and grade the stimulation that children receive through their senses. These activities have five areas:
 - Visual..... Color tablets, geometric shapes, etc.
 - Hearing..... Sound cylinders, etc.
 - Tasting..... Tasting tray, etc.
 - Smelling.... Smelling bottles, etc.
 - Tactile Mystery bag, fabrics, etc.
- **Mathematics:** All math activities are designed to develop the child’s mathematical mind. Learning begins with the child’s use of concrete materials, such as number rods, sandpaper numerals, counting objects, and hands on math games for number relationship, sorting, matching, the four mathematical “operations” and place value.
- **Science:** Through our hands-on materials the children learn to match and sort objects and pictures of living/non-living and plant/animal. They love to make booklets of the “parts” of animals. Our hands on science materials are the joy of the children.
- **Geography:** The children are introduced to the earth’s globe, the world they live on, and they learn about land air and water forms. They use the world and U.S. maps as puzzles, tracing and coloring their own. Children love to sing the “Continent Song” to their parents!

The Montessori Curriculum

- **Multi-Cultural Activities:** At The Children’s House we celebrate and embrace the cultures from other countries. We love to have families share their culture with children in food, song, clothing, and stories.
- **History:** This subject is introduced through the concept of time measurement. The children make their own personal timeline of their life with pictures as well as the calendar of the month.
- **Art:** Our children gain the skills to express themselves with crayons, watercolors, tempera paint, clay, collage gluing and many other kinds of materials. Our teachers are experienced in “feeding back” the feeling of excitement in their work so that the children do not become dependent upon praise.
- **Cognitive Development:** Can occur in many activities. Traditionally, cognitive activities are those that the goal includes the ability to follow direction primarily, listening comprehension, vocabulary growth, and the willingness to learn.



The Montessori Curriculum

- **Language:** These activities are organized in a sequential manner to follow the natural language development of the child. Throughout the day books are read together, stories told, songs are sung, and children learn to listen to others speak at circle time. The sounds of the alphabet are presented through phonetic method in a natural way.

Sound of Letters Used in Montessori Phonetic Program

Parents: please avoid referring to the letters of the alphabet as “a, b, c, d, e, etc.” You may complement our reading program by calling the letters by the sound it generally makes as listed below. (If you need assistance, ask your child’s teacher for help.)

a as in apple
b as in boy
c as in cat
d as in dog
e as in egg
f as in fox
g as in girl
h as in hat
i as in itch

j as in jump
k as in kick
l as in leg
m as in monkey
n as in nose
o as in octopus
p as in pan
q as in quick
r as in rat

s as in snake
t as in toes
u as in umbrella
v as in valentine
w as in water
x as in box
y as in yo-yo
z as in zoo

Recommended Reading Lists

Hainstock, Elizabeth: *Montessori in the Home*

Lillard, Paula Polk: *Montessori, A Modern Approach*

Montessori, Maria: *The Absorbent Mind, The Montessori Method, The Child in the Family*



Comparison of Montessori and Traditional Education

Montessori Education

Traditional Education

<p><u>Active Individualized Learning</u> through stimulating, multi-sensory teaching materials</p>	<p><u>Passive Class Learning</u> through teacher-centered class lessons and paperwork</p>
<p><u>Ungraded Class</u> is a “natural” social environment that includes a wide range of ages and fosters self-motivation. Students enjoy working on their own sense of accomplishment.</p>	<p><u>Chronological Grouping</u> necessitates external rewards such as grades, competition, and social conformity.</p>
<p><u>Freedom of Choice</u> involves decision-making. Students select their work according to individual interests.</p>	<p><u>Class Curriculum</u> demands that students cover the same work at the same time with no regard to individual interests.</p>
<p><u>Working at One’s Own Pace</u> enables students to work for long periods without interruption. Each individual works at their potential independent of the class.</p>	<p><u>Group Learning</u> involves each academic subject being scheduled for a limited period. Each student is directly affected by the progress of the whole class.</p>
<p><u>Integral Education</u> balances academic work with freedom of movement and harmony is created between physical, social, and mental activities. There is an inter-relationship between subjects.</p>	<p><u>Fragmented Education</u> provides academic subjects that are not interrelated. Periods of intense mental effort are alternated with periods of vigorous physical activity to release tension</p>
<p><u>Independence</u> is fostered by a classroom that is specifically designed to encourage maximum development.</p>	<p><u>Dependency</u> is promoted since the activities are initiated by the teacher.</p>
<p><u>Self-Evaluation</u> occurs as students learn to evaluate their work objectively, through the use of self-correcting teaching materials and individual work with the teacher.</p>	<p><u>Class Comparison</u> occurs as work is evaluated and graded by the teacher. Students evaluate themselves against the group as “best” and “worst” in the class.</p>
<p><u>Reality-Oriented</u> education maintains concrete, first-hand experiences as the basis for abstraction.</p>	<p><u>Abstract Education</u> has students learning through mechanical memorization.</p>
<p><u>Close Student-Teacher Interaction</u> enables complete and precise evaluation of student/s progress, both academically and psychologically.</p>	<p><u>Class-Oriented Teaching</u> prevents close interaction between individual students and teacher. Standardized tests are necessary to determine students’ progress.</p>

Building Independence

The foundation for all the learning at The Children's House School is the child's independence. Our motto is "Whatever a child can do for themselves, they be allowed to do." We ask that parents allow the children to perform the parts of everyday tasks he/she can do for themselves. Please do not carry your child into school. That is an obstacle to his/her growth.



Education should no longer be mostly imparting of knowledge, but must take a new path, seeking the release of human potentialities.

-Dr. Maria Montessori

Empowering Language

A key concept in Montessori education is to respect each other as an individual. Words, as well as actions, convey this respect. The teachers practice the art of listening to help children get in touch with their own feelings. They also try to eliminate phrases such as "good job", great job, very good" instead say "you must be very proud of your work!" Teachers also attempt to eliminate the ubiquitous phrase "you need to..." A statement would be made in reference to the task that needs to be accomplished. We hope that parents will participate with us in this respectful language with their children. For further information, you may read Dr. Thomas Gordon's book, Parent Effectiveness Training. He gives his "Roadblocks to Learning":

- Ordering, directing, commanding
- Name-calling, ridiculing, shaming
- Withdrawing, humoring, diverting
- Preaching, moralizing
- Advising, giving solutions/suggestions
- Lecturing, arguing
- Judging, criticizing
- Probing, questioning, interrogating

Preparing the Home Environment

Creating a conducive environment at home that fosters Montessori learning is essential for a child's development and exploration. By carefully arranging and selecting furnishings and tools, parents can create a space that encourages independence, creativity, and discovery. From low beds and shelves to proper lighting and designated areas for different activities, each element plays a crucial role in promoting your child's growth and learning journey. Let's explore some key components to consider when preparing your child's home environment to support Montessori learning:

Bedroom

- Good, low bed with fitted sheets and a bed cover that's easy to pull up
- Low shelves for books
- Low shelves for toys, space for each toy (never a toy box), and just a few toys at a time
- Low clothes rod to allow children access to clothing choices
- Low chest of drawers, which the child can easily use
- Mirror with shelf below mirror for a comb and brush
- Shoe rack
- Low desk or table and two chairs
- Proper lighting, low lamps
- Carpet area for floor work (blocks, etc.) with two working rugs (2'x3')
- Vinyl floor area for water work
- Two aprons to fit child and a friend
- Soft, real colors on wall (not drab or neutral, but not bright red)
- Large clock with clear numerals clearly marked, with second hand
- Artwork in room: pictures, prints, wall hangings, sculptures (many may be checked out from library)
- Bulletin board
- Art center: crayons, glu, scissors, newspapers, creation box of misc. collage items
- Cleaning supplies: dust mop, duster, broom, dustpan, carpet sweeper, sponge, and bowl
- Plants and pets: only those that a child can care for
- Hideaway: sheets and blankets to make a tent

Kitchen

- Low paper towel rack or access to cloth napkin pile
- Tray, bowl, and sponge for spills
- Small tray and pitcher for drink pouring at mealtime
- Space in refrigerator and/or cupboard for acceptable snacks, and a container of water so that the child may help him/herself
- Dishes and silverware down low so that the child can help set the table

Bathroom

- Low towel rack
- Low shelf for toothbrush, toothpaste, soap, sponge, comb, mirror, bowl, bucket, and washcloth for hand washing
- Footstool
- Access to clothes hanger




Photos courtesy of WoodandRoomUA and Reach For Montessori

Correlating the Home and School Environments

The following are some simple, everyday suggestions for Montessori in the home, encouraging the child's independence, self-confidence, reasonable freedom of choices, orderliness, and responsibility.

- Arrange bathroom facilities for the child (stool to reach sink with their own washcloth, towel, hairbrush), clothes basket, etc., in an assigned place.
- Place container of juice or water on a low shelf in the refrigerator, and an accessible cup or glass for all those "I want a drink" requests. Simply say, "You may get it."
- Purchase a small pitcher or measuring cup to have at mealtime for the child to serve their self and, later, others.
- Invite the child to help you make his/her bed, dust, sweep, care for pets, and sort laundry according to dark and light for washing, and then to fold simple items.
- Create the "possibility" of order for the child's toys and belongings (just enough space so that each item can have its place on a shelf.) Display only toys and materials that the child can handle and work with successfully: i.e., scissors, old magazines, paste, crayons, paper, matching games, puzzles, books, and a variety of toys adapted to the child's level. Purchase two work rugs (2'x3') for big work and a friend
- Show the child how to clean up after working with something and where to return it to its place. Be sure that this is done before other activities are begun.
- Set aside an area of the yard where your child can really garden, hoe and rake, plant, and water.
- Reflect on a typical day. Were most of your encounters with your child of a negating or restraining nature? Build up a positive relationship between you and your child by playing games with them occasionally. Give them your total attention, if only for a few moments.



Correlating the Home and School Environments

- Matching games, which stimulate sensory perception, are easily invented and prepared. Example: present them with a color, then ask them to show you objects that match the given color. Observe your child and watch for times when they are particularly interested in color, shape, number, texture, etc.
- When your daily schedule allows for a non-rushed trip to the grocery store, your child can benefit from this. On this occasion, let them walk instead of ride through the aisles with you. “Oranges, we need six – 1,2,3,4,5,6.” Point out the name, examine gently, count, weigh, etc.
- Excursions to the zoo: the entire zoo need not be covered in one visit. Follow your child and occasionally give them an example of what observing really is. Sit or stand and watch a particular cage or family of animals for some time. Do not simply flit past everything with them in hand.
- Whenever demonstrating a task to your child, first perform actions very carefully yourself. Show them step by step, using as few words as possible.
- Respect and observe your child. An inner guide is directing them. Become sensitive to anticipate and aide them. Read the Montessori philosophy found in Dr. Montessori’s books. Many can be checked out from the school office.
- Introduce the rules and limits of your household gradually. Make them possible for the child to easily adapt. Once you have made them, be as consistent as possible and remember your example is the best teacher.
- When preparing for school, these steps may be helpful:
 - At bedtime, choose and lay out all clothing to be worn the next day at school.
 - Awaken the child early enough for unhurried dressing, eating, and toileting. Note: If they resent being awakened, then set an alarm clock to awaken them, giving the child the responsibility of getting up by themselves.

Children absorb knowledge through observation and emulation of adults. Your actions serve as their blueprint for what constitutes normal and acceptable behavior. Therefore, we urge you to embrace growth and strive for self-improvement. By cultivating confidence and setting high standards for yourself, you empower your children to aspire to greater achievements and develop stronger self-belief.

Daily Operations + Schedule



Drop of Times and Tardiness

School hours are from 8:00 a.m. – 5:00 p.m. Monday through Friday. Drop off is between 7:45 a.m.-8:30 a.m. However, we ask that the kindergarten thru 5th grade children arrive by 7:45 a.m. to insure you child is prepared for class. Elementary children who arrive at school after 7:45 a.m. are considered tardy. The drop off window for Pre-Primary and Primary students is from 7:45 a.m. -8:30 a.m.

Arrival and Departure

We ask that the children arrive on time so we can begin class promptly. Elementary students are considered tardy if they do not arrive by 7:45. Five tardies are equivalent to one unexcused absence. Doors will be locked you must ring doorbell to enter at which time you must enter the school quietly and quickly. Student pick up begins at 2:45 p.m. and ends at 3 p.m. After school hours are 3 p.m. - 5 p.m.

Abbreviated Schedule

Pre-Primary /Primary/Kindergarten	Time	Elementary	Time
Morning Class	7:45 a.m. – 11:00 a.m.	Morning Class	7:45 a.m. – 11:00 a.m.
Lunch Time	11:00 a.m. – 11:45 a.m.	Recess	11:00 a.m. – 11:30 a.m.
Recess	11:45 a.m. – 12:45 p.m.	Lunch Time	11:30 a.m. – 12:00 p.m.
Class Resumes	1:00 p.m. – 2:45 p.m.	Class Resumes	12:00 p.m. - 2:45 p.m.
Afternoon Pickup	2:45 p.m. - 3:00 p.m.	Afternoon Pickup	2:45 p.m. - 3:00 p.m.

Late Fee

School closes promptly at 5:00 we will allow a 5-minute grace period; however, we charge \$1.00 per minute for every minute you are late. You will be asked to sign a late fee form which will be kept in your child's file. Please give check/cash at that time and give it to the closing teacher. If you are late more than three times, you will be required to give a \$50.00 cash deposit towards any further late fee charges. A signed late fee agreement is needed in your child's file. If you fail to follow these rules your child could be suspended until this matter is resolved. The child may feel uncomfortable and worried when always being picked up late.

Absences

Parents are expected to notify the school by 9:00 a.m. if the child will be absent. CH does not have make up days or refunds for illness, absences, or vacation. We base our budget on the monthly tuition from each child and need a guaranteed amount to meet our expenses. If Elementary students have more than 15 absences per school year they may be retained.

Parent Sign-In/Out Clipboard

All students aged 5 and under must be signed in and out of school via the clipboard. Please sign your legal name, not just initials, and time. Children may not sign their parents' names. **Only persons who have previous authorization may pick up a child at The Children's House.** If you are requesting a child to be picked up by someone other than a parent a written note or phone call must be received prior to pick up. Proper identification must be shown for release of the child.

Separation Anxiety

Parental separation anxiety in children is unpredictable and can manifest in various ways, including crying and clinging. To ease this transition, we recommend consistency in pick-up times and quick morning departures. Prolonging goodbyes can heighten anxiety. Encourage your child with a firm farewell and reassurance of your return. Typically, children adjust swiftly after initial apprehension.

Guiding Your Child's School Transition

As dedicated partners in your child's education journey, we've crafted a comprehensive 10-step guide to facilitate a smoother transition as your children to adjust to school. We understand the importance of this period of adjustment, and our aim is to provide you with practical strategies and helpful tips to support your family during this transition phase. From establishing routines to fostering open communication channels, each step is carefully curated to ensure that your children feel confident, prepared, and excited.

We believe that these preparations will empower your child and make their first day at Children's House a joyful and successful experience. Building these essential skills will also foster a sense of independence and responsibility that will serve them well throughout their academic journey.

On the first day, we will be welcoming our students with open arms, ensuring they feel safe, supported, and excited to explore their new learning environment. We have worked hard over the summer to continue to invest in the children's experience at school. Updates to classrooms and the grounds and landscaping have been made. We are excited to be able to create new memories this year and to foster a nurturing atmosphere that encourages curiosity, creativity, and personal growth.

1. Morning Pre-School Routine

Start practicing the morning routine with your child, beginning from waking up to getting dressed, brushing teeth, brushing hair, having breakfast, checking the weather for additional attire, and collecting school items to stay organized. This practice will help establish a smooth and timely morning schedule, ensuring a stress-free start to the day.

2. Car Drop-Off Line Guidelines:

Parents cannot enter the school building during drop-off or pick-up.


- Please use the designated car drop-off area and ensure your child is safely seated with easy access to their belongings. Say goodbyes ahead of time to minimize delays, and ensure your child is ready to exit efficiently when it's their turn.
- For parents who would prefer to have extra time to unbuckle and organize, kindly park your vehicle in a designated area and accompany your student to the door where a staff member will greet you.
- Please note that drop-off and pick-up times are very busy and staff members are focused on getting students safely in and out of the building. If you need to quickly speak with a staff member, please elect to park your vehicle in a parking spot rather than utilize the car drop-off line. If you desire a longer or more private conversation with a staff member, please reach out by phone or email to schedule a time.
- The Children's House does not offer transportation.

3. Signing Students In/Out

As a reminder, all students aged 5 and under must be signed in and out of school via the clipboard at the front desk. This is a crucial safety measure to ensure their safe arrival and departure.

4. Sending Warm Gestures from Home

To make your child's first day of school even more special, consider sending a warm gesture from home to surprise and encourage them. Whether it's a heartfelt note in their lunchbox, a favorite sticker on their backpack, or a small trinket they can wear, these simple gestures can brighten their day and remind them that you are cheering them on from afar.



5. Master the Water Bottle

Encourage your child to practice opening and refilling their water bottle independently. This small but essential skill will ensure they stay hydrated throughout the day and boost their confidence.

6. Lunchtime Independence

Familiarize your child with their lunch box and teach them how to open it smoothly. Additionally, help them gain a basic understanding of opening food items like containers or pouches, promoting self-sufficiency during lunchtime.

7. Bathroom Etiquette

Practice age-appropriate bathroom items with your child, proper wiping, handwashing, and using the facilities independently. Reinforcing these skills will empower them and promote self-confidence.

8. Backpack Check

Make sure your child's backpack is adjusted to fit them comfortably. Help them organize their supplies, label belongings, and ensure they can easily find everything they need.

9. Comfy School Shoes

Help your child break in their new school shoes to avoid potential blisters. Have them wear the shoes for short periods in the days leading up to the first day of school.

10. After-School Decompression

Consider having a nutritious after-school snack ready for your child to enjoy once they come home. This will provide them with the energy they need and give them a chance to relax and decompress after a busy day of learning.

Addressing Staff Members

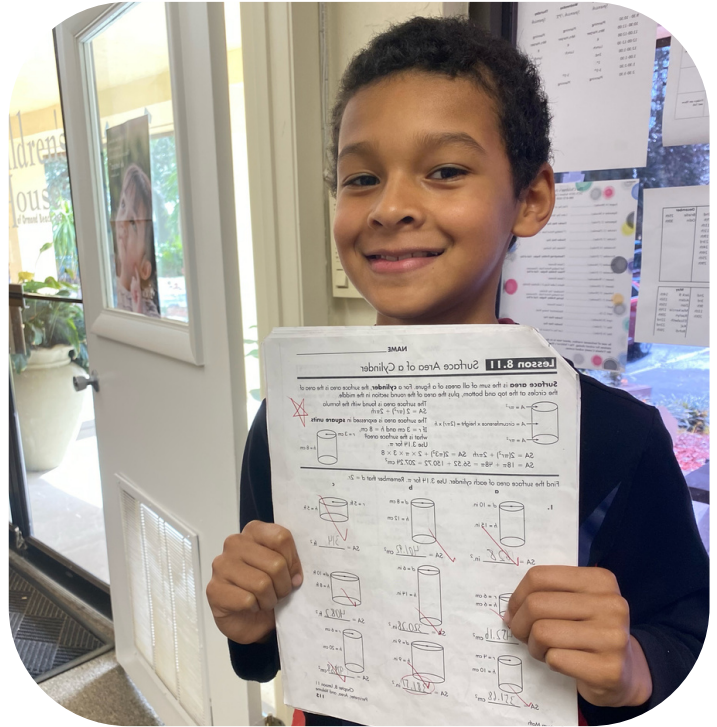
While in the center or at a school related function, always refer to your peers as “Miss___” “Mrs. ___”, “Mr.”, It is an appropriate action and is our policy to model in front of the children.

Tardiness Policy

School hours are from 8:00 a.m. – 5:00 p.m. Monday through Friday Daily Activity Schedule: Drop off is between 7:45 a.m.-8:30 a.m. However, we ask that the kindergarten thru 5th grade children arrive by 7:45 a.m. to insure you child is prepared for class. Elementary children who arrive at school after 7:45 a.m. are considered tardy.

Fresh Air / Exercise

We strongly encourage parents to prioritize outdoor time every day, regardless of the weather conditions, and particularly on vacation days, allowing your children ample opportunities to run, play, engage in hands-on activities like digging in the dirt, building, and exploring the natural world around them.



Limited Screen Time

Considering the adverse impacts associated with prolonged screen time, we strongly recommend parents to implement limits on electronic device usage at home. Excessive screen time has been linked to various detrimental effects on children's physical health, cognitive development, and social skills. Therefore, we encourage parents to establish clear boundaries and encourage alternative activities that promote physical activity, creativity, and social interaction. By prioritizing screen-free time and engaging in meaningful activities together, families can support the holistic development and well-being of their children.

Standards of Ethical Conduct

Our school values the worth and dignity of every person, the pursuit of truth, devotion to excellence, acquisition of knowledge, and the nurture of democratic citizenship. Essential to the achievement of these standards are the freedom to learn and to teach and the guarantee of equal opportunity for all.

Our primary concern is the student and the development of the student's potential. Employees will therefore strive for professional growth and will seek to exercise the best professional judgment and integrity.

Child Abuse Reporting

Teachers and staff are required by state law to report any suspected child abuse, neglect, or exploitation to the Department of Children and Families without consulting a parent.

Substance Abuse

Persons under the influence of alcohol and drugs are not permitted to sign out any child.

Student Aggression

If a child is in danger of causing injury to himself/herself or another child, it may be necessary to restrain the child by encircling the child's torso with your arm with the child facing away from you until the child calms down.

Broken Items

If a piece of learning equipment is accidentally broken by a child, the teacher will repair it. If a child purposely breaks something, then a child and parent are asked to repair or replace it.

Discipline

Here at the Children's House under no circumstances shall any form of corporal punishment be shown towards any child, staff member or parents.

At no time will a faculty member have a right to:

- Place their hand on a child's face to gain their attention
- Raise their voice and demean the child
- Spank or hit a child to gain control
- Isolate a child to shame
- Refrain from giving a child food or water

Behavior Guidelines

Behavior that is not allowed at The Children's House:

- Excessive hitting, biting or any other aggressive or intimidating behavior
- Refusal to respect the school's guidelines during learning and outdoor playtime.
- Excessive name- calling, bullying, use of sexual and private parts words.
- Excessive disrespect to other children and/or to teachers.

When a child displays these negative behaviors, his/her parents will be notified immediately to pick up their child. Children who habitually exhibit the above behaviors, or are a danger to themselves or others, could result in a three-day suspension or will be asked to leave the center.

Parents: The Children's House does not allow any form of corporal punishment. Children shall not be verbally abused, ridiculed, or demeaned in any way or you will be asked to leave the center.

Positive Discipline Policy

Students will be reminded of classroom guidelines from their teacher on how we respect one another, safety, and maintaining the environment with positive statements such as:

- **We walk in school.**
- **We walk around other students work.**
- **Can you find your work?**
- **Let's keep our hands to ourselves.**
- **Speak kindly.**

Alternative choices are given to students when needed:

- **Would you like to walk or sit for a minute?**
- **Would you like to find your work, or walk with me until you decide?**
- **ETC.**

Teachers use “active listening” and “I- statements” to allow the student to help solve his/her own problems and unmet needs. Teachers will help two or more students to creatively solve their own differences. When children hear how each other feel and think, the students usually work out a solution together. A student may be asked to sit out within the context of the classroom to help the child control himself/herself. Teachers and students are human, so every effort is made to work through misunderstandings and hurt feelings to help everyone become all that they can be.

Donations

Be sure to check our [Wish Lists](#) for specific items that would greatly benefit our school community. Together, we can make a meaningful difference in the lives of our students. Thank you for your ongoing support and generosity!

Access Classroom Wishlists here: [Classroom Wishlists 2024](#).

Fundraiser

At The Children's House, we typically organize one fundraiser annually, and we kindly request your support to ensure its success. It's important to note that there is a continuous need for educational materials that may not always align with our budget constraints. Your contributions make a significant difference in enriching the learning experience for all our students. Each year, a portion of the funds raised is donated to a local charity.

Volunteer Hours

Each family is required to complete 10 volunteer hours annually. We have compiled a list of ways to participate in our vibrant school community by contributing your time and skills toward fulfilling your annual volunteer hours. There are a diverse range of opportunities available to suit various interests and talents. Whether you enjoy hands-on tasks like pressure washing, painting, or gardening, or if you possess specific skills like plumbing, carpentry, or grant writing, there's a role for everyone.

If, for any reason, you are unable to dedicate your time to volunteering, we offer a convenient buyout option at a rate of \$10 per hour. This allows you to support our school community financially while fulfilling your commitment. To do this, please buy off of classroom wishlists first.

The Volunteer Hour sign-up sheet can be accessed here: [Volunteer Sign-Up Sheet](#)

Change of Clothes Required

Please bring a complete change of clothes in a zip lock bag to be left at school. Your child's name should be written on the bag. Every child should have an extra pair of socks, underwear, and clothes in case of spills.

Playground Rules

The playground is closed during drop-off and pick-up times. All persons must leave the grounds after signing your child out. We expect all parents to supervise their children to reinforce playground rules if you are visiting during playground time.

Show and Tell Fridays

On Fridays a child may bring an item in to school that relates to the sound of the week, shape, or number. The child may also share something that has to do with what we are studying. The child will show it at circle time and tell all his/her friends about it. A book is also welcomed.

Vacation Days

The Children's House is on vacation on the same days as Volusia County Schools, except for in-service teacher days. Please note any scheduled special teacher training days.

Emergency Closures

When Volusia County schools close due to bad weather, The Children's House will also close. Listen to the television stations for confirmation regarding any closing due to natural disaster. The Children's House will not have make-up days for classes due to unexpected closing.

School Calendar and Special Events

Our detailed school calendar is on the following page. Each month, students will receive a monthly calendar to take home. Additionally, a special events calendar is distributed at the beginning of the school year, and parents receive reminders via text message through the Remind App.

Academic Calendar

Academic Calendar

2023 - 2024

DAY	DATE	EVENTS
Monday	August 14	First Day of School for Students
Monday	September 4	Labor Day Holiday
Friday	September 22	Teacher Duty Day
Thursday	October 12	1st Grading Period Ends
Friday	October 13	Teacher Duty Day
Friday	November 10	Veteran Day Holiday
Friday	November 17	Thanksgiving Holiday Begins - End of Day
Monday	November 27	Classes Resume
Friday	December 15	Winter Holiday Begins - End of Day
Friday	December 15	Grading Period Ends - Elementary
Wednesday	January 3	Classes Resume
Monday	January 15	Martin Luther King Jr.'s Birthday Holiday
Monday	February 19	Presidents' Day Holiday
Thursday	March 21	3rd Grading Period Ends - Elementary
Thursday	March 21	Spring Holiday Begins - End of Day
Monday	April 1	Classes Resume
Mon-Fri	April 22-26	Standardized Testing All Week
Monday	April 29	Teacher Duty Day
Friday	May 17	Teacher Duty Day
Friday	May 24	Last Day of School for Students

Academic Calendar

Academic Calendar

2024 - 2025

DAY	DATE	EVENTS
Monday	August 12	First Day of School for Students
Monday	September 2	Labor Day Holiday
Friday	September 20	Teacher Duty Day
Thursday	October 10	1st Grading Period Ends - Elementary
Friday	October 11	Teacher Duty Day
Monday	November 11	Veterans Day Holiday
Friday	November 22	Thanksgiving Holiday Begins - End of Day
Monday	December 2	Classes Resume
Wednesday	December 18	Winter Holiday Begins - End of Day 2nd Grading Period Ends - Elementary
Monday	January 6	Classes Resume
Monday	January 20	Martin Luther King Jr.'s Birthday Holiday
Monday	February 17	Presidents' Day Holiday
Thursday	March 13	3rd Grading Period Ends - Elementary Spring Holiday Begins - End of Day
Monday	March 24	Classes Resume
Mon-Fri	April 7-18	Standardized Testing Both Weeks
Monday	April 21	Teacher Duty Day
Friday	May 16	Teacher Duty Day
Friday	May 23	Last Day of School for Students

Special Events Calendar

SPECIAL EVENTS CALENDAR 2023-2024

September 5: Brown Bag Lunch Kindergarten/Elementary

September 6: Brown Bag Lunch Pre-Primary/Primary

September 13: Picture Day

September 13: September Jeremiah's Ice Night

October 11: October Jeremiah's Ice Night

November 8: November Jeremiah's Ice Night

November 14: Thanksgiving Feast @ 11:00am

December 11-15: Holiday Dress Week

December 13: December Jeremiah's Ice Night

January 10: January Jeremiah's Ice Night

January 24: Winter Feast @ 11:00am

January 30: 100th Day of School

February 6-9: Scholastic Book Fair

February 14: Valentine's Day Party (Downstairs Only)

February 14: February Jeremiah's Ice Night

March 1: Dr. Seuss Day Celebration

March 13: March Jeremiah's Ice Night

April 10: Class Photos + April Jeremiah's Ice Night

May 6-10: Teacher Appreciation Week

May 7: Walk-A-Thon Fundraiser Event

May 16: Rehearsal Program for End of the Year Events

May 21: Early Release Day 12:00pm

May 21: End of the Year Program

May 23: Pre-Primary End of the Year Program

Free Dress Fridays: 9/1, 9/29, 1/26, 2/23, 4/26

MORE DETAILS TO FOLLOW

Orientation Day / Open House

Open house is a special day of orientation which is offered each year to new and returning parents; this gives the teachers an opportunity to answer any questions and it is when all necessary paperwork, supplies and child's change of clothing are to be turned in. The parents may roam freely among the classroom where your child will be developing. We encourage questions regarding any materials used in our school.

School Visit

Parents may ask to bring their child for a visit prior to his /her first day of school. These visits may occur during the week of preparation before the first day of school in the fall. Please call the school to make an appointment.

Parent Directory

We encourage open and continual exchange between parents. Short exchanges can take place at arrival and departure, but longer discussions should occur outside the school, so this won't be a distraction. We ask that you please take the time to fill out the information needed for the parent directory.

Informational Letters:

Please check your email and the Remind app for important information. Parents are also asked to check their child's backpack every day for possible notes or work your child has done.

Parent / Teacher Conference

At any time, a parent or teacher may request a conference to discuss a concern, progress or to receive helpful suggestions to help empower the student. Progress reports are sent out twice a year. If a parent desires to know more on their child's development, please schedule a conference.

Meals and Snacks

Snacks

Children will be offered a small snack throughout class at the snack table. All parents are asked to send in a small snack for their child (children). Snack should include fresh fruit and vegetables and sources of protein presented in a way which offers variety of color, texture, and taste. Not only is the purpose of eating snack at school to nurture the body of the young child, but it also is for the purpose of social interaction with grace and courtesy.

Lunches

Children will receive instructions regarding where to place his/her lunch box upon arrival. To reduce the challenges of micro-waving lunches, we ask that children bring food to microwave no more than once per week. No frozen packaged food! All children's lunches to be warmed up must be put on the hot lunch tray. All children's lunch materials must be labeled. Please avoid sweet drinks, sugary foods, and anything with red dye.

Birthdays

Children's Birthdays may be celebrated on the actual birth date or closest school day to it. Parents may bring simple treats that are easy for children to manage such as: fruit, cookies, fruit juice, and/or ice pops. Please no cake or sugary frosting on a cupcake. Parents may leave a camera for pictures to be taken in your absence.

Special Foods

If your child is allergic to certain foods, please notify teacher to plan for special occasions so your child will not feel left out.

Clothing/Shoes

For Pre-Primary students, clothing should be practical and washable. For all grade levels, girls need to wear shorts under their dress/skirt. Absolutely no flip flops; only closed toe shoes. Please dress your child according to the weather. Please also take-home extra sweaters and coats so that the child is not confused about what outer garment to put on. Any left garments will be donated.

Uniforms

Students are required to wear uniforms in grades Primary thru 5th grade. We believe that this keeps children focused on their development and makes life easier for parents too! Uniforms can be purchased through Lands End. Alternatively, you can purchase your own based on the guidelines below that can be embroidered through our recommended local embroidery company. We also offer a second-hand uniform sale at the beginning of each school year. Items such as shorts, pants, and skirts may be purchased from anywhere as long as they are approved school colors. The Lands End School ID is 900156654.



Important Uniform Info

- School colors for polo shirts and dresses are are Blue, White, or Black
- School color for pants, shorts, skirts, jumpers, etc. are Navy and Khaki
- Close-toed shoes are required in all classrooms
- PE Uniforms are purchased through the school and must be worn on PE days.

Hand Washing

To control infection at our school, all children must wash their hands with soap and water upon arrival to the school, after toileting, before lunch or snack and after being on the playground.

Potty Training

The toddler teacher will work with you in developing your child's independence. We ask that you discuss with your child's teacher goals and objectives in this process to help facilitate your child in this transition.

Sanitation

Sanitizing classroom materials is to be done during the school day. The classroom furniture, fans and shelves should be wiped down once a week.

Nap time

DCF regulations suggest that all children under the age of 5 must rest. All children who nap require a 1½ inch thick nap mat. All nap belongings must fit in a backpack. Please inform your teacher if your child will be napping.

- 1 King size pillowcase
- 1 small travel blanket
- 1 small travel pillow

Accidents and Injuries:

With your signed consent, The Children's House staff is allowed to give first aid and CPR to your child. Minor cuts, bruises and scrapes will be washed with soap and water and then bandaged. In the case of an emergency, we will call 911. We will then notify you immediately to let you know where your child is being treated. An accident form will be completed, and we will ask that you sign to prove necessary procedures were taken. In the case where another child was involved both parents will be notified and asked to sign an Accident/Injury form.

Medicines

No medicines will be administered by The Children's House staff. If a child has a reaction to food/environment the staff should follow an emergency protocol indicated, such as the following:

- Administer prescribed epinephrine (EpiPen)
- Call the child's parent
- Call 911
- Stay with the child at all times
- Administer authorized emergency medication
- All parents must provide written permission to administer sunscreen, skin cream, insect repellent followed by manufacturer's directions.

Special Health Needs

Should your child require an EPI Pen on site, the prescription will now require physician contact information, a written description of symptoms that may occur and specific instructions if treatment is needed for self-administration.

Asthma information and emergency treatment plan shall be kept on file for any child with asthma. Asthma triage plan shall be implemented when child exhibits asthma symptoms at school.

Sick Children

Each child is observed daily for signs of illness. Children who are contagious, must stay home. If a child becomes sick during the school day, you will be notified immediately and will be expected to pick up your child within one hour. Symptoms for which a child will be sent home include but not limited to: uncontrollable coughing, greenish nose discharge, rash, vomiting, diarrhea, or fever.

Your child will be isolated from other children until you arrive.

- A child with a fever must stay home for a 24-hour period after the fever has subsided.
- Your child may not come to school with diarrhea or vomiting within a 24-hour period.
- If your child's eyes have mucous or drainage, pink eye, or sore throat especially associated with fever swollen glands, they are not permitted in school for at least a 24-hour period after symptoms have subsided.
- Lice: children may not attend until they are free of nits and lice.

Important Registration Information

Registration Info

- Children are accepted for enrollment between the ages of 2.5 to 11 years of age.
- CH accepts children of any ethnic background, national origin, race, sex, color, or religion.
- Every reasonable effort will be made to accommodate a child with a disability according to the American with Disabilities Act.
- Early in-house enrollment begins in late February and open-enrollment begins in March.
- An annual registration fee is due each year at the time of enrollment.
- Each student must complete the enrollment annually for classroom placement.
- Authorization for Emergency Care form must be signed on or before the first day of school.
- Upon enrollment parents must sign an evacuation procedure form which provides detailed information about evacuation procedures and the relocation site address.
- Personnel are given permission to have access to children's records.
- Not all children enrolled at the Children's House are required to have the required immunizations if they have a religious exemption in their folder.
- FL state requires physical and immunization or exemption forms upon registration.
 - There is a ten-day grace period from when your child starts the program to complete all necessary forms, if the forms are not complete, we reserve the right to dismiss your child from the program until such time that your child's file is complete.

Assessment

We take every measure to normalize the class to help determine proper assessment of each child. These observations help us to determine if our program is tailored to meet the specific needs of the children. We reserve the right to evaluate if your child needs to be removed from the program. Before any action would take place, the teacher may request a conference to try to problem solve the situation.



Tuition/Fees

At Children's House Montessori Academy, we strive to provide transparent and accessible information regarding our tuition contract for the upcoming academic year. Our tuition contract outlines the fees and payment options for Pre-Primary through Grade 5.

To access the complete tuition contract document use this link: [Tuition Contracts](#)

We understand the importance of clarity and convenience when it comes to financial matters, and we are committed to ensuring that our families have all the necessary information readily available. If you have any questions or require further assistance regarding our tuition contract, please do not hesitate to reach out to our administrative team. We are here to support you every step of the way in your child's educational journey.

Tuition is determined on a school year that begins in August and lasts until the end of May. The year's tuition is totaled and divided into ten equal payments. Tuition may be paid in 2 full payments. Tuition is due on the first of the month and due no later than the fifth of the month. We appreciate your cooperation with this schedule so that we may meet the school's financial obligations. Tuition is late after the fifth of the month at which time a late fee of \$20.00 is due. If financial difficulties occur, please contact the administration.

Tuition is due regardless of whether your child attends or not. If you choose to withdraw your child from the program, a two month notice must be given to break the contract. To avoid any further penalties, we must have written notice of your intent to withdraw your child.

Take a closer look at our detailed tuition breakdowns on the following page.





2024-2025 School Year

Tuition payments are broken down into 10 monthly payments, due on the first of each month, starting with the beginning of the school year. Registration fee covers registration, testing, and book fees.

Pre-Primary

Full Time Students

8:00 - 3:00 (5 Days) - \$750

8:00 - 3:00 (3 Days) - \$650

8:00 - 3:00 (2 Days) - \$500

Half Day Students

8:00 - 11:45 (5 Days) - \$650

8:00 - 11:45 (3 Days) - \$450

Extended Day

7:30 am - 5:00 pm

Extended day is offered to toilet-trained students.

Registration Fee: \$300

Primary

Full Time Students

8:00 - 3:00 (5 Days) - \$725

8:00 - 3:00 (3 Days) - \$600

Half Day Students

8:00 - 11:45 (5 Days) - \$600

Extended Day

7:30 am - 5:00 pm

3-Day Option: \$125/mo
Full Time Option: \$200/mo

Registration Fee: \$300

Kindergarten + Elementary

Full Time Students

8:00 - 3:00 (5 Days) - \$725

Half Day Students

No Half Day Option
Offered for Kindergarten
and Elementary Students

Extended Day

7:30 am - 5:00 pm

3-Day Option: \$125/mo
Full Time Option: \$200/mo

Registration Fee: \$350
Kindergarten Program

Registration Fee: \$450
Elementary Program

Children are unique and so is their education.

We believe in the power of community.

We believe in giving students more options.



Step Up for Students Scholarship

Children's House of Ormond Beach is a proud participant of the Step Up and FL Department of Education FES Scholarships. Step Up For Students empowers families to pursue and engage in the most appropriate learning options for their children, with an emphasis on families who lack the information and financial resources to access these options. By pursuing this mission, we help education fulfill the promise of equal opportunity for all students.

Step Up For Students is a state-approved nonprofit scholarship funding organization that helps administer five scholarships for Florida schoolchildren: the Florida Tax Credit Scholarship Program (FTC) and the Family Empowerment Scholarship (FES) for lower-income families, the Gardiner Scholarship for children with certain special needs, the Hope Scholarship for public school students who are bullied or victims of violence and the Reading Scholarship Accounts for public school students in third through fifth grade who struggle with reading.

These scholarships strengthen education by offering options to schoolchildren and their families. We consider Step Up For Students a partner in giving all students the tools toward success.

Visit the [Step up for Students website](#) for more info!

Complete Your Initial Application with these 5 Steps:

1. Explore Our Montessori Approach

Take a moment to dive into the heart of our educational philosophy. At Children's House, we embrace the Montessori Method, offering a holistic approach to learning that focuses on individualized education and fostering a love for lifelong learning.

2. Utilize Our Parent Guide

Make the most of our comprehensive Parent Guide, a valuable resource to familiarize yourself with school standards, uniform policies, classroom daily rhythms, and more. Gain insights into the foundations of our community and what makes Children's House of Ormond Beach a unique and enriching place for your child's education.

3. Complete a New Family Form

The New Family Form is a document designed to gather essential information about prospective students and their families. By providing details about the student's prior educational experience, grade preferences, and other relevant information, this form helps us tailor our interactions and schedule personalized tours that cater to the unique needs of each family.

4. Schedule a Tour


We invite you to experience firsthand the unique atmosphere of Children's House. After completing a New Family Form, our administration team will evaluate if we have spots available. From there, we will reach out to you to schedule a tour of our classrooms, meet our dedicated Montessori teachers, and witness the inspiring learning environment we've cultivated.

5. Submit Your Application

Once you've explored and connected with our community, it's time to take the next step. Submit your formal application to join Children's House of Ormond Beach.

Montessori and Your Toddler

In Montessori education, we embrace the profound capacity of young children to absorb the richness of their surroundings. Our meticulously prepared classrooms prioritize the individuality of each child, cultivating their emotional, physical, intellectual, and social development. At the heart of the Montessori approach lies a distinctive emphasis on hands-on learning through a myriad of interactive materials. These didactic items populate our classrooms, sparking the innate curiosity of children who eagerly explore activities across our comprehensive curriculum. The outcome is a generation of self-assured, joyful learners, carrying with them a lifelong love for discovery and education.



Pre-Primary Classroom





Full and Part Time Options Available

Sending your child to our Pre-Primary program is not just about daycare; it's an investment in their early development. Unlike traditional settings, we provide a varied and stimulating environment aligned with Dr. Montessori's observations, creating platforms for future learning. These crucial early years are not just a phase; they are the building blocks for a lifetime of curiosity, independence, and a love for learning that lasts. We prioritize independence, social awareness, and motor skill development to lay a strong foundation for their educational journey. Choose a Montessori education for your child, where exploration, discovery, and hands-on learning are at the heart of their educational journey

Pre-Primary Daily Schedule




Pre-Primary Daily Schedule

TIME	ACTIVITY	
8:00 AM - 8:30 AM		Welcome In, Free Play, Practical Life
8:30 AM - 9:00 AM		Circle Time Hello Song, Singing & Movement (Silk Scarves), Calendar, Weather, Pledge, Weekly Review, Storytime (Felt Board), Waldorf Nature Table Exploration
9:00 AM - 10:00 AM		Outdoor Free Play
11:00 AM - 11:45 AM		Lunch and Social Time
11:45 AM - 12:00 PM		Clean-Up and Quiet Reading Time
12:00 PM - 12:20 PM		Relaxation Breathing and Calming Story
12:20 PM - 2:00 PM		Rest or Sleep Time, Lullabies Activities for children who are awake after Quiet Rest include: Coloring, Puzzles, Quiet Games, Weekly Review Activities, and the like.

Montessori Education and Early Childhood

Spanning a pivotal two to three-year cycle, our program serves as a foundation not only for Kindergarten but for the entire Elementary years that follow. Within our diverse classroom, you'll witness a dynamic age range, from 3 to 6 years old, where the focus is on individual progress rather than traditional grade levels.



Primary Classroom

Full and Part Time Options Available

Our classroom environment is a vibrant space equipped with materials tailored to various academic levels, fostering a self-paced learning approach. Here, we encourage children to explore their interests, ensuring not just academic growth but also the development of essential life skills and a genuine passion for learning. Aligned with Maria Montessori's insights, our Primary classrooms cater to toilet-trained children aged 3 to 6, emphasizing independence, social awareness, and motor skill development to lay a robust foundation for their educational journey.

Primary Daily Schedule

Primary Classroom





Our commitment to comprehensive child development is evident in our personalized approach to education, where emotional, physical, intellectual, and social elements are intricately woven together. Within our close-knit community, values like respect are embedded, fostering a profound love for learning and vital life skills. Through hands-on learning and a multi-age structure, children benefit from collaborative learning experiences, mentorship opportunities, and tailored support at every stage of their educational journey. Our immersive approach to language enrichment and practical life skills ensures that learning goes beyond textbooks, empowering children to become architects of their own educational adventure. With a gentle transition into Kindergarten, we celebrate each child's unique developmental journey, fostering readiness through exploration and inspired learning, and providing tailored support for a confident start to the next chapter.

Primary Classroom Daily Schedule

TIME	MONDAY	TUESDAY	WEDNESDAY	THURSDAY	FRIDAY
8:00 AM	Arrival	Arrival	Arrival	Arrival	Arrival
8:00 AM - 10:00 AM	Friendship Snack	Friendship Snack	Friendship Snack	Friendship Snack	Friendship Snack
8:15 AM - 10:30 AM	Open Class	Open Class	Open Class	Open Class	Open Class
10:15 AM	Circle Time	-	Circle Time	Circle Time	Circle Time
10:30 AM	Spanish	-	Spanish	Spanish	-
10:30 AM	-	Circle Time	-	-	Circle Time
11:00 AM	Lunch	Lunch	Lunch	Lunch	Lunch
12:00 PM	Outdoor Play	Outdoor Play	Outdoor Play	Outdoor Play	Outdoor Play
1:00 PM - 1:15 PM	Transition Time	Transition Time	Transition Time	Transition Time	Transition Time
1:15 PM - 2:30 PM	Enrichment	Enrichment	Enrichment	Yoga	Enrichment
2:40 PM	Dismissal Time	Dismissal Time	Dismissal Time	Dismissal Time	Dismissal Time

Primary Daily Schedule

Breakdown of Scheduled Activities

ACTIVITY	DEFINITION	
Friendship Snack		<p>This activity is an opportunity for two children to organically choose their snack and sit with one friend at the snack table. This encourages conversation and fosters the growth of friendships.</p>
Open Class Time		<p>This time block includes life activities, sensorial, numerical concepts, language development, reading, and writing skills. Children are observed and introduced to certain individual and group lessons.</p>
Circle Time		<p>We go over our helping hands jobs, the monthly calendar, colors and numbers of the week, discussion of character words and the Pledge of Allegiance.</p>
Enrichment		<p>At this time we go over special unit projects: incorporating art, writing, science experiments, and informative books and videos.</p>

A Gentle Approach to Kindergarten Readiness

In Montessori education, we prioritize each child's individual journey into Kindergarten, embracing their unique pace of readiness. Unlike traditional models, we emphasize exploration over age-based progression, nurturing a deep love for learning and fostering a sense of mastery. Our approach ensures tailored support for every child, allowing them to transition confidently into the next chapter of their educational journey at their own pace.

As a reminder to parents, Kindergarten readiness in the Montessori world encompasses not just academic proficiency but also emotional intelligence, social competence, and a love for learning that extends beyond the classroom. We encourage parents to trust the process, appreciating that their child's journey and recognizing that the path to Kindergarten readiness is as unique and beautiful as each child we have the privilege to nurture.

Bridging Foundations to Advanced Studies: Your Child's Kindergarten Journey

Full Time Option: Monday - Friday, 8:00am-3:00pm

At our Kindergarten level, children ages 6-7 transition into a period of advanced Montessori materials and captivating lessons, setting the stage for the apex of their Early Childhood program. Here, students not only witness the permanence of the knowledge they've acquired in the Pre-Primary and Primary program, but also actively engage in shaping their personal growth journey for the future.

The Kindergarten environment becomes a dynamic space where the seeds of independence, critical thinking, collaboration, and leadership, sown in the preceding years, blossom into integral aspects of their character. It's a phase where curiosity is encouraged to flourish, where the joy of exploration becomes a daily companion, and where the foundations laid during early childhood manifest into a strong sense of self-awareness and academic prowess.



This transitional phase is not just about academic progression; it's a transformative period where the holistic development of each child is meticulously nurtured, ensuring they not only excel in knowledge but also thrive as socially adept, emotionally resilient, and physically active individuals. As the culmination of the Early Childhood program, Kindergarten becomes a pivotal bridge, guiding students towards a future filled with curiosity, innovation, and a deep-seated passion for lifelong learning.

We are excited to embark on this Montessori journey with you, where each child's unique growth is celebrated, a love for learning becomes a lifelong companion, and the bridge between foundational years and advanced studies is skillfully traversed, preparing them for a future of curiosity, innovation, and meaningful contributions to the world.

Kindergarten Daily Schedule

What a Week looks like in Our Kindergarten Classroom

TIME	MONDAY	TUESDAY	WEDNESDAY	THURSDAY	FRIDAY
Arrive by 8:00 AM	Arrival	Arrival	Arrival	Arrival	Arrival
8:00 AM - 8:30 AM	Morning Snack + Complete Projects	Morning Snack + Complete Projects	Morning Snack + Complete Projects	Morning Snack + Complete Projects	Morning Snack + Complete Projects
8:30 AM - 10:30 AM	Floor Work + Reading Groups	Floor Work + Reading Groups	Floor Work + Reading Groups	Floor Work + Reading Groups	Floor Work + Reading Groups
10:30 AM - 11:00 AM	UFLI Phonics Program	UFLI Phonics Program	UFLI Phonics Program	UFLI Phonics Program	UFLI Phonics Program
11:00 AM - 12:00 PM	Spanish	Outdoor Play	Physical Education	Spanish	Outdoor Play
12:00 PM - 1:00 PM	Lunch Time	Lunch Time	Lunch Time	Lunch Time	Lunch Time
1:00 PM - 1:30 PM	Story Time + Conversation	Story Time + Conversation	Reading Groups	Story Time + Conversation	Story Time + Conversation
1:30 PM - 2:30 PM	Writing + Folder Work	Writing + Folder Work		Writing + Folder Work	Writing + Folder Work
2:30 PM - 2:40 PM	Prepare to Leave	Prepare to Leave	Prepare to Leave	Prepare to Leave	Prepare to Leave
2:40 PM - 3:00 PM	Parent Pick-up	Parent Pick-up	Parent Pick-up	Parent Pick-up	Parent Pick-up
3:00 PM - 5:00 PM	After School Program	After School Program	After School Program	After School Program	After School Program

The Curriculum: A Multifaceted Learning Experience

In a Montessori setting, students engage in lessons and activities across various disciplines such as math, language, social studies, and science. What distinguishes the Montessori curriculum is its recognition that all knowledge is interconnected. For instance:

- The formation of the Earth and the Study of Planets.
- The study of Plants and Animals encompasses Botany and Zoology.
- The Arrival of Humans connects disciplines like Anthropology, Sociology, Architecture, Agriculture, History, and Government.
- Language studies include English Grammar, Writing, Reading, Spelling, Handwriting, Geography, and Literature.
- Math and Invention involve components of Mathematics and Geometry.

Elementary Classrooms

Elementary Classrooms: A Continuation of Excellence

Entering the Elementary phase, students carry forward the essence of independence, curiosity, and a passion for learning fostered in their earlier years. This phase signifies a continued commitment to personalized learning and the holistic development of each child, ensuring they evolve as critical thinkers and compassionate individuals.

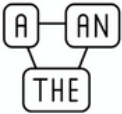



Our Elementary Classrooms proudly embrace a blended approach, combining the strengths of traditional education with the innovative Montessori methods. This integration creates a learning environment that recognizes and respects individual learning styles while providing structure and guidance essential for academic growth. The combination of our innovative teaching methods and the development of strong, self-assured learners ensures that they thrive academically and socially in any traditional classroom environment post-Children’s House.

Daily Schedule for Grades 1 and 2

TIME	MONDAY	TUESDAY	WEDNESDAY	THURSDAY	FRIDAY
7:50 AM	Arrival	Arrival	Arrival	Arrival	Arrival
7:50 AM - 8:10 AM	DOL, Grammar, NOD	DOL, Grammar, NOD	DOL, Grammar, NOD	DOL, Grammar, NOD	DOL, Grammar, NOD
8:20 AM - 8:30 AM	Opening Ceremonies: Pledges + Calendar	Opening Ceremonies: Pledges + Calendar	Opening Ceremonies: Pledges + Calendar	Opening Ceremonies: Pledges + Calendar	Opening Ceremonies: Pledges + Calendar
8:30 AM - 9:30 AM	Snack Time, UFLI, I Have Who Has	Snack Time, UFLI, I Have Who Has	Snack Time, UFLI, I Have Who Has	Snack Time, UFLI, I Have Who Has	Snack Time, UFLI, I Have Who Has
9:30 AM - 11:30 AM	Quiet Work + Small Groups	Quiet Work + Small Groups	Quiet Work + Small Groups	Quiet Work + Small Groups	Quiet Work + Small Groups
11:30 AM - 12:30 PM	Lunch + Outdoor Play	Lunch + Outdoor Play	Lunch + Outdoor Play	Lunch + Outdoor Play	Lunch + Outdoor Play
12:30 PM - 1:30 PM	Spanish	Flex Time: Projects, Catch-up, Whole Class Lessons, Small Group Lessons	Physical Education	Spanish	Flex Time: Projects, Catch-up, Whole Class Lessons, Small Group Lessons
1:30 PM - 2:30 PM	Afternoon Lessons		Afternoon Lessons	Afternoon Lessons	
2:30 PM - 2:40 PM	Prepare for Dismissal	Prepare for Dismissal	Prepare for Dismissal	Prepare for Dismissal	Prepare for Dismissal

Lower Elementary Daily Schedule

Breakdown of Scheduled Activities Grades 1-2

ACTIVITY	DEFINITION	
DOL		DOL, or Daily Oral Language, is a practice used in early grades to reinforce language skills through short daily exercises. Students engage in activities such as correcting sentences for grammar, punctuation, and spelling errors. This routine helps improve language proficiency and reinforces fundamental language rules in a consistent manner.
NOD		Number of the Day (NOD) is a daily math activity commonly used in early grades to strengthen number sense and mathematical fluency. During NOD, students focus on a specific number each day, engaging in various activities such as representing the number in different ways, solving math problems involving the number, and identifying patterns or relationships related to that number.
UFLI		The UFLI program is a structured and comprehensive approach to teaching phonics, focusing on explicit instruction and systematic learning methods. It aims to develop students' foundational skills in phonics, which are essential for reading and literacy development.
I Have Who Has		"I Have Who Has" is a game used to reinforce various skills like vocabulary or math concepts. Students are given cards with questions or statements and must listen attentively to respond correctly, fostering active participation and collaboration.

Multiage Learning for Holistic Development

In our Elementary Classrooms, we foster multiage learning by combining 1st and 2nd grades, as well as 3rd through 5th grades. This intentional mix of ages mirrors the Montessori philosophy, creating a collaborative atmosphere where younger students find inspiration and guidance from their older peers, and older students embrace leadership roles, fostering a sense of responsibility and empathy. This leadership responsibility contributes not only to their academic development but also to their confidence, self-esteem, and a sense of community.

A Comprehensive Curriculum

Our curriculum spans a wide range of subjects, including mathematics, language arts, social studies, science, and cultural studies. We integrate Montessori principles with traditional academic standards to provide a well-rounded and comprehensive education. Students delve into real-world applications of knowledge, promoting critical thinking, problem-solving, and a deep understanding of concepts.

Celebrate your child's unique growth, where the combination of traditional education and innovation propels student's toward a future of curiosity, innovation, and meaningful contributions to the world.

Upper Elementary Classroom Website

Discover what's happening in grades 3-5 and explore their daily schedule by visiting the classroom website. There, you'll find valuable insights into the enriching activities and educational experiences your child engages in throughout the school day. Dive deeper into their curriculum, special events, and classroom happenings to stay informed and involved in your child's academic journey.

Access the class website for Grades 3-5 here : [Mrs. Danio's Classroom](#)



Thank You

Thank you for exploring our Parent Resource Guide—a comprehensive handbook crafted to equip you with essential insights, valuable information, and practical resources for an enriching journey at our school. We trust that the resources provided will serve as valuable tools in supporting your child's educational endeavors and fostering meaningful engagement within our vibrant community. Should you have any further questions or require additional assistance, please do not hesitate to reach out to our dedicated team. We look forward to partnering with you on this exciting educational journey!

Mrs. Harper + Mrs. DeAngelo

Join Our Community

Experience the Montessori difference firsthand by joining our vibrant school community. Montessori children radiate adaptability and confidence, thriving in an environment that fosters independent exploration and joyful collaboration. From making decisions to solving problems, our students develop essential life skills while navigating new challenges with ease. Our gentle, non-competitive approach nurtures resilient individuals who excel socially, academically, and emotionally. Join us today and witness the remarkable growth and development of your child in a supportive and empowering environment. Reach out to us to schedule a tour!

Contact Us



childrenshouseormondbeach.com



info@childrenshouseormondbeach.com



386-672-1620

